




international producer of
on- and offshore wind energy





Base of a wind turbine seen from the sky

Elicio in brief

- Founded in 2014 in Ostend, Belgium
- 90 experts
- Present in 5 countries in Europe (Belgium, France, Spain, Serbia and Scotland)
- Total installed capacity of all installations Elicio is involved in amounts to 1.1 GW offshore and 376 MW onshore
- Producing green electricity for 510,000 households
- Reducing the emission of CO₂ with 870,730 tonnes every year
- Sustainable Development Goals pioneer, certificate by UNITAR
- n°1 sports company of the year 2025-2026, awarded by SportVlaanderen





From design to operation

Mastering all stages of the project:



Screening of new sites



Project development



Engineering



Financing
Legal affairs



Construction



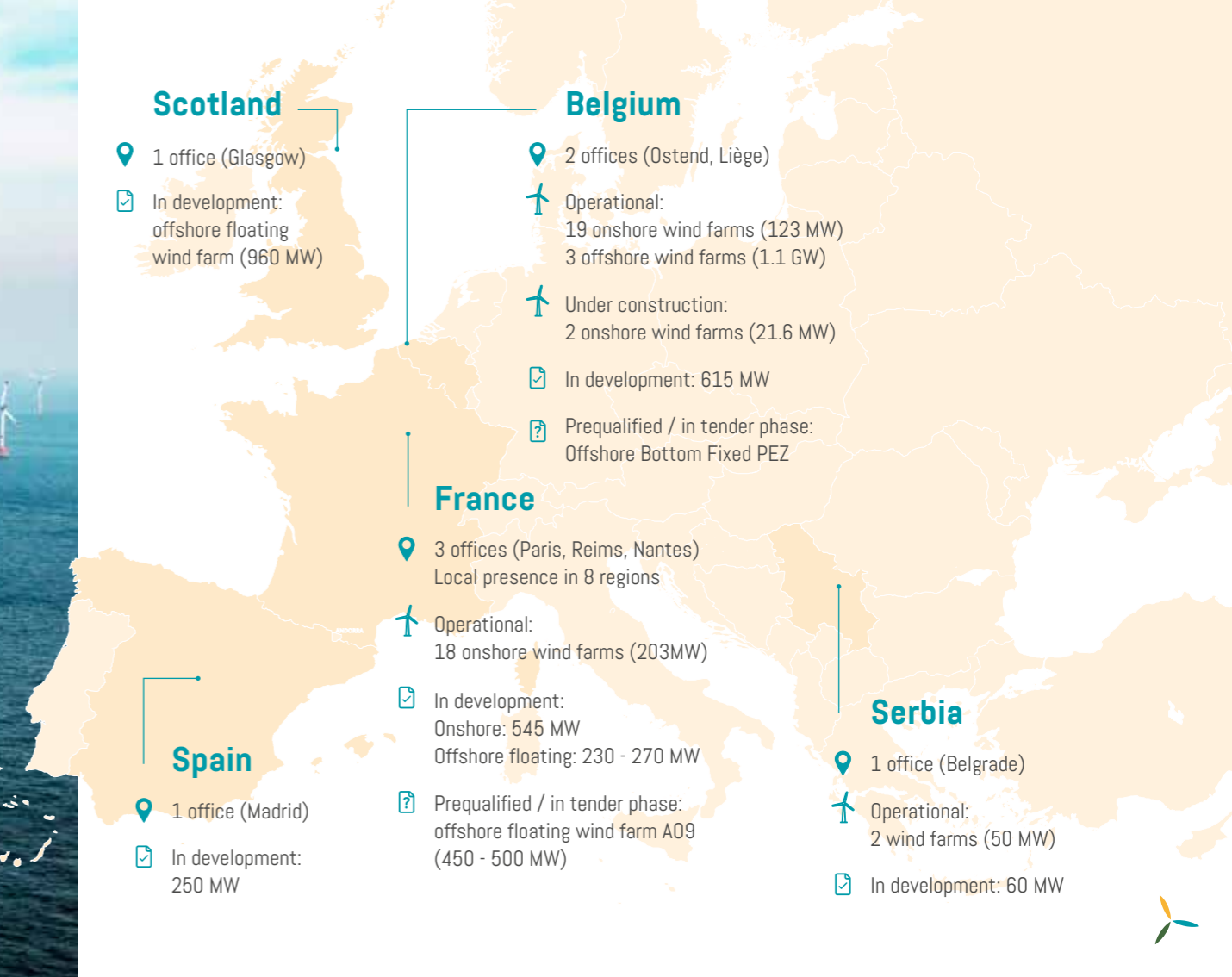
Operations



Repowering



Geographical footprint



Scotland

- 📍 1 office (Glasgow)
- 📄 In development: offshore floating wind farm (960 MW)

Belgium

- 📍 2 offices (Ostend, Liège)
- 🌬️ Operational: 19 onshore wind farms (123 MW) 3 offshore wind farms (1.1 GW)
- 🌬️ Under construction: 2 onshore wind farms (21.6 MW)
- 📄 In development: 615 MW
- 🔍 Prequalified / in tender phase: Offshore Bottom Fixed PEZ

France

- 📍 3 offices (Paris, Reims, Nantes) Local presence in 8 regions
- 🌬️ Operational: 18 onshore wind farms (203MW)
- 📄 In development: Onshore: 545 MW Offshore floating: 230 - 270 MW
- 🔍 Prequalified / in tender phase: offshore floating wind farm A09 (450 - 500 MW)

Spain






- 📍 1 office (Madrid)
- 📄 In development: 250 MW

Serbia

- 📍 1 office (Belgrade)
- 🌬️ Operational: 2 wind farms (50 MW)
- 📄 In development: 60 MW

Operational onshore wind farms

Belgium

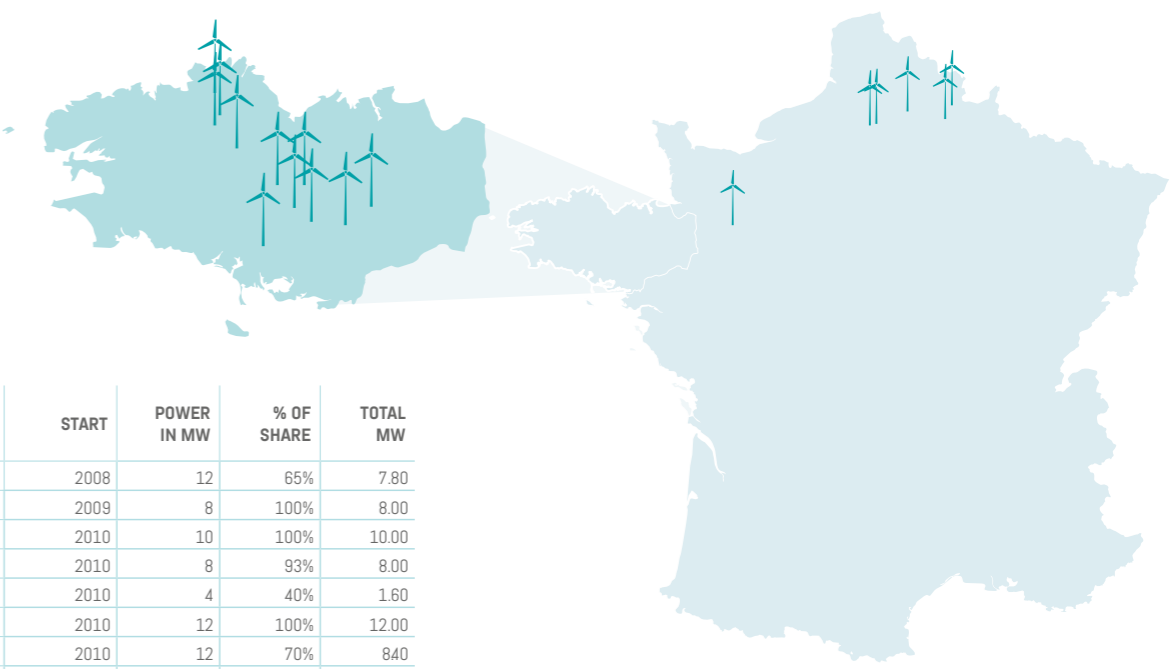
-  53 wind turbines
-  19 wind farms
-  123 MW
-  79,071 households / year
-  135,608 tons of CO₂ avoided / year

LOCATION	START	POWER IN MW	% OF SHARE	TOTAL MW
ZEDELGEM	2003	1.80	100%	1.80
BRUGGE III	2004	12.60	100%	12.60
GISTEL	2007	2.30	100%	2.30
MIDDELKERKE	2007	0.81	100%	0.81
KALLO	2009	2.30	100%	2.30
BASTOGNE	2009	6.00	60%	3.60
IEPER	2009	4.60	100%	4.60
MALDEGEM	2011	16.10	60%	9.66
BERLARE	2011	9.20	50%	4.69
PERWEZ	2012	4.00	100%	4.00
ARENDONK	2015	2.30	100%	2.30
GENT	2015	2.30	100%	2.30
EVERGEM	2015	2.05	100%	2.05
BRUGGE IV	2016	2.30	100%	2.30
ZELE	2017	4.00	100%	4.00
EEKLO-MALDEGEM	2020	940	100%	940
BALEN	2022	4.70	100%	4.70
BASSENGE	2022	23.67	100%	23.67
HANNUT	2025	12.6	100%	12.6
		123.02		109.62






Onshore wind farms under construction

LOCATION	START CONSTRUCTION	POWER IN MW	% OF SHARE	TOTAL MW
SAMBREVILLE	AUG. 2025	144	100%	144
BASTOGNE-HEMROULLE	MARCH 2026	7.2	100%	7.2

France

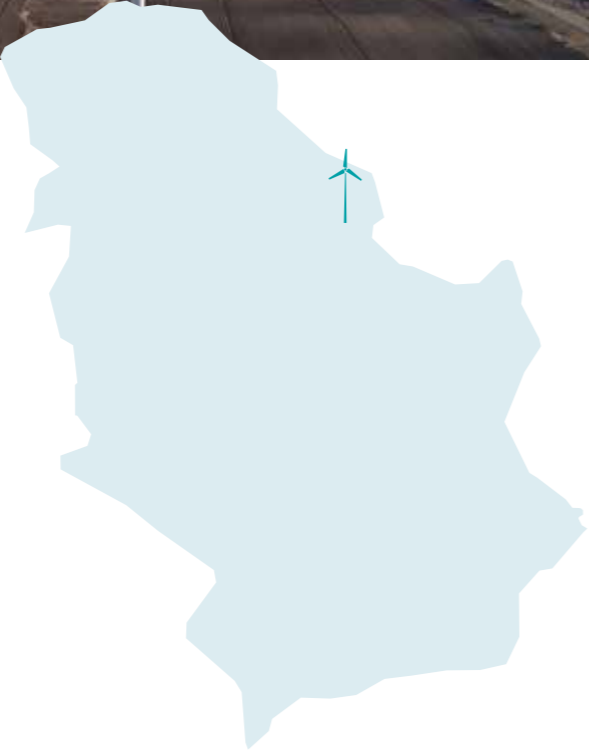







LOCATION	START	POWER IN MW	% OF SHARE	TOTAL MW
PLÉLAN-LE-GRAND	2008	12	65%	7.80
LANRIVAIN	2009	8	100%	8.00
BEAU SOLEIL	2010	10	100%	10.00
CROIX DES 3 CHESNOTS	2010	8	93%	8.00
PENQUER II	2010	4	40%	1.60
PENQUER I	2010	12	100%	12.00
PIGEON BLANC	2010	12	70%	8.40
LANDIER DU ROHALLET	2011	8	100%	8.00
BOIS DE FOLLEVILLE	2015	6.15	100%	6.15
LE QUINT	2017	18	100%	18.00
BOIS DE GRISAN	2017	8	100%	8.00
LE HOUSSA	2017	8	100%	8.00
L'OASIS	2018	10.25	100%	10.25
ARC EN THIÉRACHE	2019	16	100%	16.00
LE HAUT PLATEAU	2021	324	100%	3240
LES HAUTS DE ST AUBIN	2023	12	100%	12.00
GWERGINIOU	2024	8.8	100%	8.80
LES ROYEUX ENERGIES	2024	9.6	100%	9.60
		203.2		193.01

-  96 wind turbines
-  18 wind farms
-  203 MW
-  130,500 households / year
-  223,808 tons of CO₂ avoided / year



Serbia



-  25 wind turbines
-  2 wind farms
-  50 MW
-  32,143 households / year
-  55,125 tons of CO₂ avoided / year

LOCATION	START	POWER IN MW	% OF SHARE	TOTAL MW
MALIBUNAR	2017	8.00	100%	8.00
ALIBUNAR	2018	42.00	100%	42.00
		50.00		50.00



LONG TERM
COMMITMENT
TO TAKE THE
ENERGY TRANSITION
TO ANOTHER LEVEL





Operational offshore
wind farms






Belgian North Sea

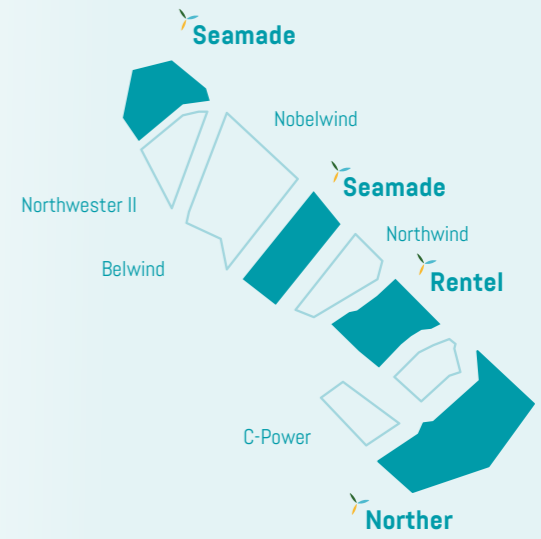
In Belgium, in recent years 9 concessions for offshore wind energy projects have been awarded to investors within various consortia.

The offshore wind farms represent today 2,262 MW of installed capacity in the in the North Sea, representing 10% of the total electricity demand in Belgium, or an average of 8 TWh production per year.

With shares in Norther, Rentel and Seamade, Elicio is one of the major players in offshore wind energy industry in Belgium.

Offshore wind energy in Belgium,
in which Elicio is involved:

-  144 wind turbines
-  3 wind farms
-  1.166 GW (or 50% of the total capacity installed)
-  1.2 mio households / year
-  2 mio tons of CO₂ avoided / year



North Sea
Belgium











Port of Zeebrugge
Belgium





Rentel












-  42 wind turbines
-  309 MW
-  Elicio share: 12,5%
-  300,000 households / year
-  362,000 tons of CO₂ avoided / year
-  22.72 km² surface area
-  154 m rotor diameter
-  181 m tip height
-  50 km - 33kV infield cable
-  40 km - 220kV export cable



34 km



Norther

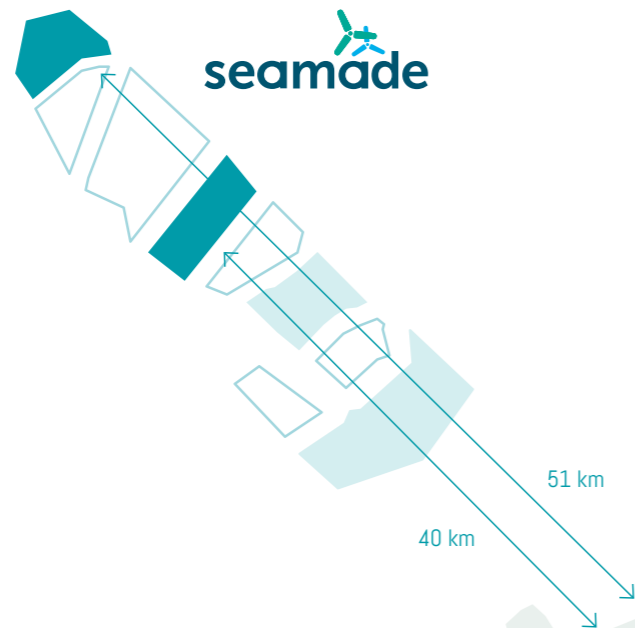
-  44 wind turbines
-  370 MW
-  Elicio share: 50%
-  400,000 households / year
-  +635,000 tons of CO₂ avoided / year
-  44 km² surface area
-  164 m rotor diameter
-  180 m tip height
-  26 km - 220kV export cable













23 km



Seamade

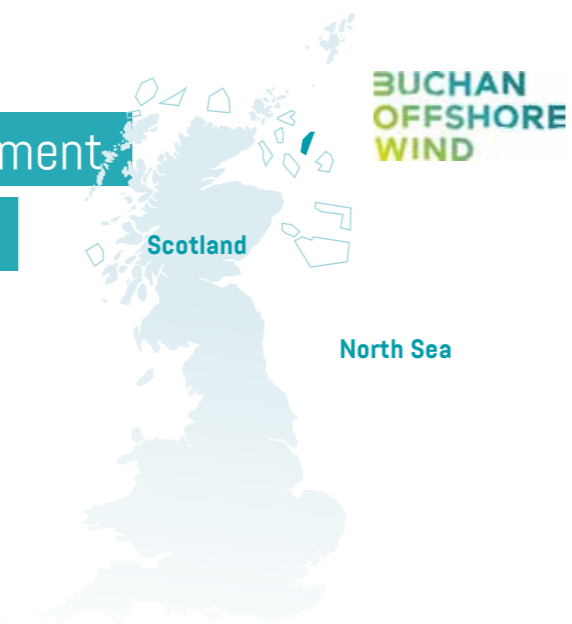





-  58 wind turbines
-  487 MW
-  Elicio share: 8,75%
-  500,000 households / year
-  +600,000 tons of CO₂ avoided / year
-  36.2 km² surface area
-  167 m rotor diameter
-  191 m tip height
-  72 km - 22kV infield cable
-  28 km - 220kV export cable



Offshore wind farms in development




Buchan Offshore Wind



-  Partnership Elicio - BayWa r.e. - BW Idéol
-  Committed to maximizing the positive economic impacts of floating offshore wind for Scotland. Rights to develop a floating offshore wind farm off the northeast coast of Scotland.
-  960 MW

Pennavel



-  Partnership Elicio - BayWa r.e.
-  Pennavel - A05 Bretagne Sud
-  230 - 270 MW



“There is an enormous cohesion within Elicio. Almost a family affair. A huge drive. Involvement is very high and we expect the same from our people. We do that by keeping up the good spirit by really working as a team. Working together. Working out together. Having good times. Work hard, play hard. That is what makes Elicio unique.”

— Ellen Deprez, Director Legal Affairs

“Elicio is very proud of its team of experts working for change, enjoying themselves in their every day work, developing and generating more renewable energy for a more sustainable future.”

— Andries Teerlynck, HR, IT & Sales Manager

“Small & local teams, very human, nice colleagues, challenging projects, large autonomy & responsibilities, AND making a positive change. What else do you need?”

— Raphael Delarue,
Offshore Wind Package Manager





Elicio NV (HQ)

Ostend
info@elicio.be
www.elicio.be

Elicio France SAS

Paris
info@elicio-france.fr
www.elicio-france.fr

Elicio Wind D.O.O.

Belgrade
info@elicio.rs
www.elicio.rs

